

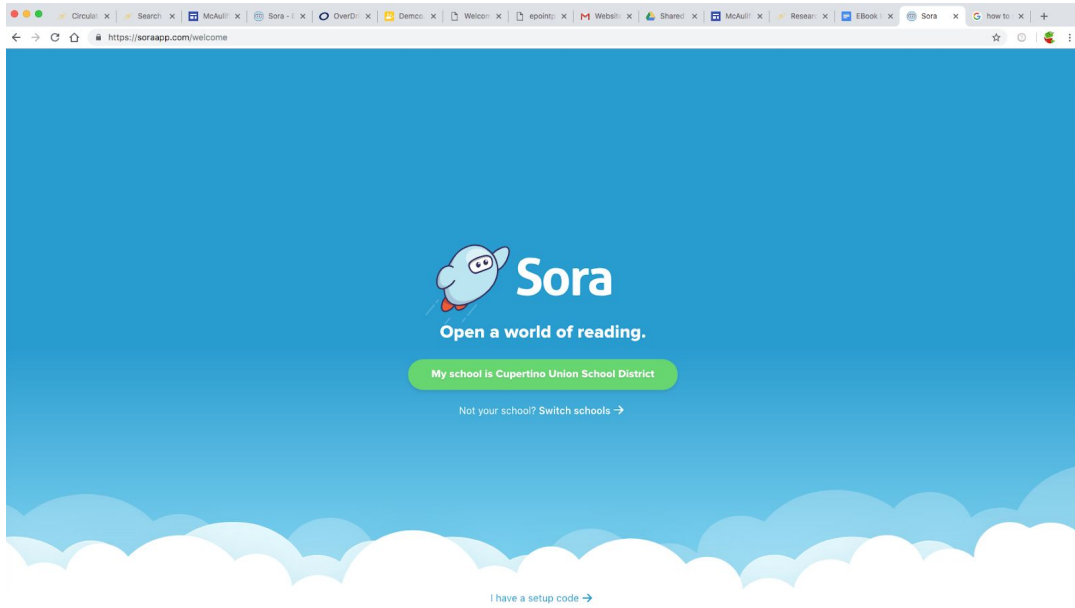
SORA EBOOKS FOR MCAULIFFE

(FORMERLY OVERDRIVE)

You may access Sora through the website (instructions below) or with your mobile device (instructions after web access).

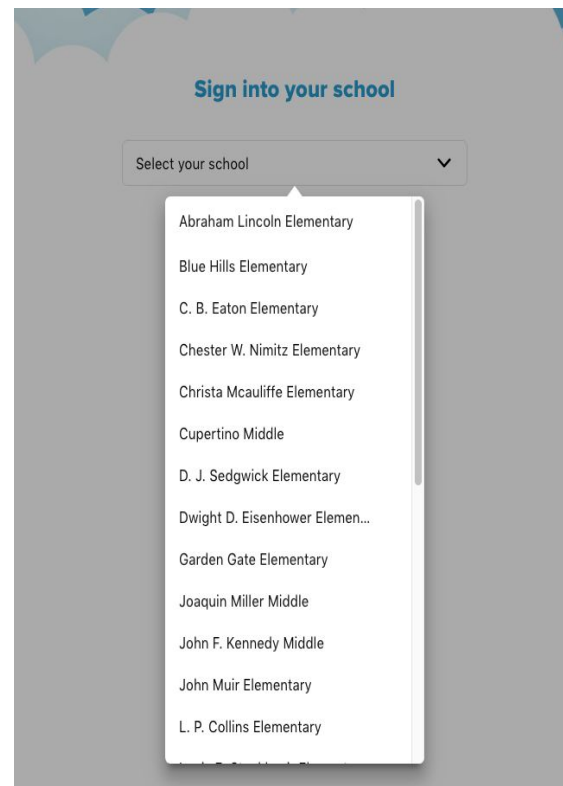
Browser login:

WEBSITE: <https://soraapp.com/>



Choose your school. If you don't see Christa McAuliffe show up on the provided list, type in "Cupertino Union School District"

Choose your specific school site:



SORA EBOOKS FOR MCAULIFFE

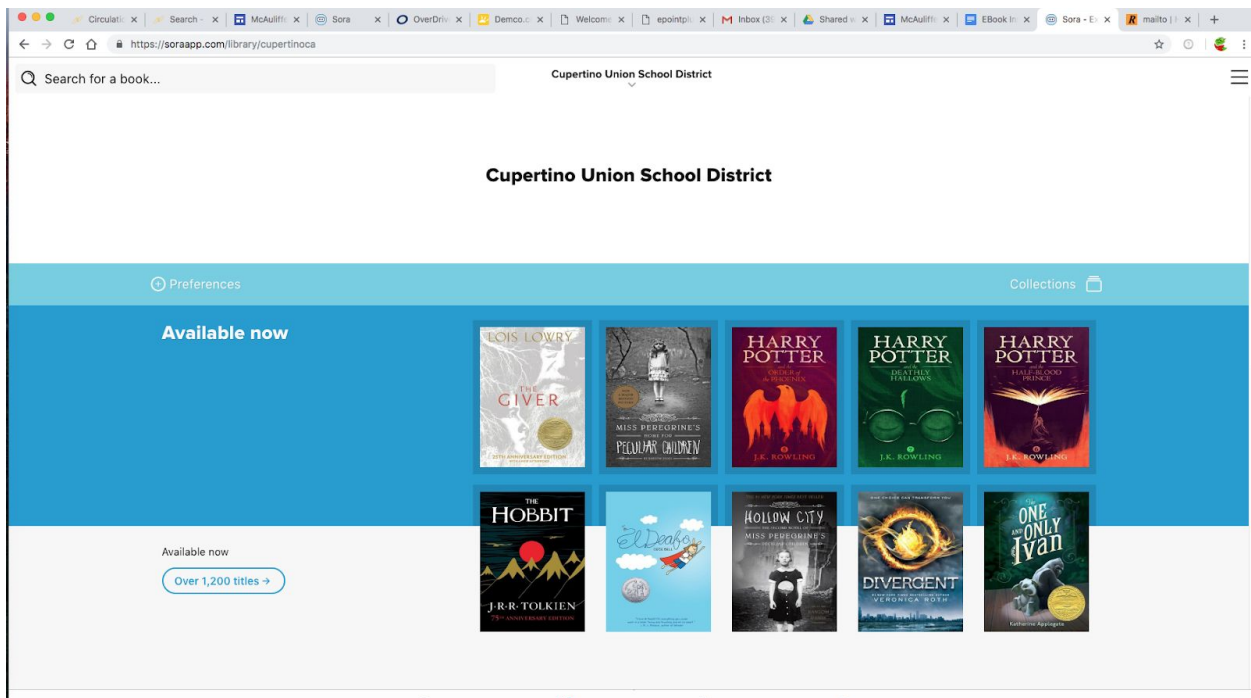
(FORMERLY OVERDRIVE)

Log in with your school credentials:

	User name	Pin
For Staff	Lastname_firstname	Google password
For Students	6 digit School ID #	Google password

Note: Students with an overdue book or who have maxed out their checkout limit of physical library books, will not be allowed to sign in. Please visit the library to resolve the problem.

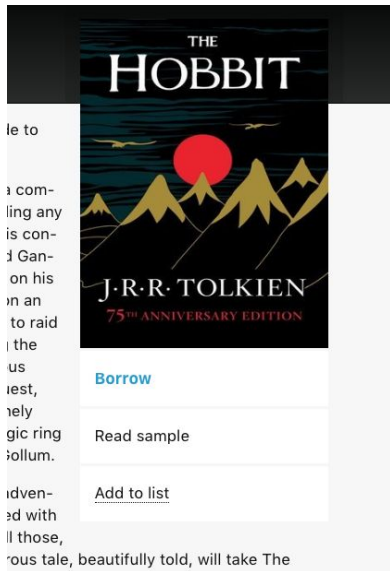
You should get a startup page like this:



Just like in the paper world, you are limited to 1 book for kinders, 2 books for grades 1 and 2, and 4 books for 3rd-8th grade. This includes paper books, so if you have reached your limit in eBooks you won't be able to check out a paper book and vice versa.

SORA EBOOKS FOR MCAULIFFE


(FORMERLY OVERDRIVE)



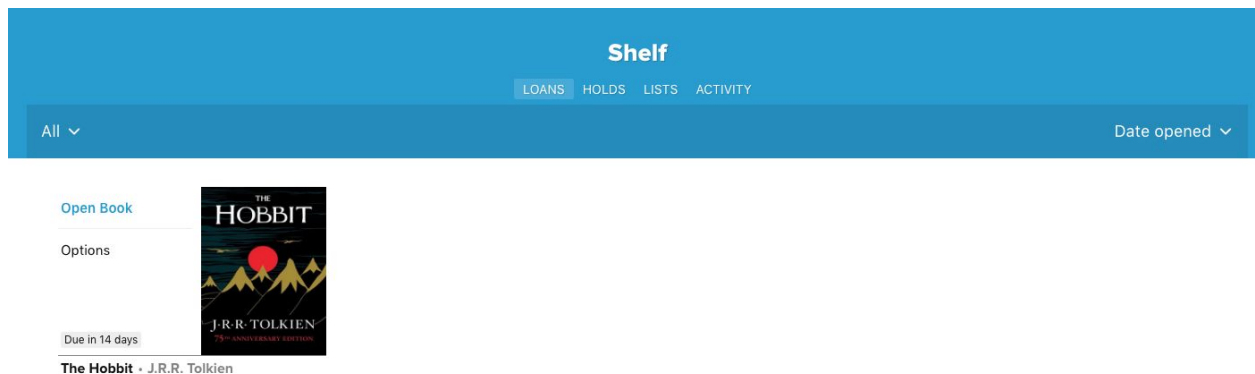
BORROW: Click on the book to select. It will bring up a description with a [blue button](#) to Borrow

If you are on a browser window, the book will be borrowed immediately and will appear.

READ: To see your checked out books and read one, go to your *Library Shelf* on the very bottom of your screen.



RETURN: If you finish the eBook early and want to make room for more checkouts, you can return it by clicking on the Library Shelf.



Click on “Options” to the left of your book and choose “Return”. If you do nothing, the eBook will automatically be returned when it is due. **The sooner you return it, the sooner others can borrow it.**

SORA EBOOKS FOR MCAULIFFE

(FORMERLY OVERDRIVE)

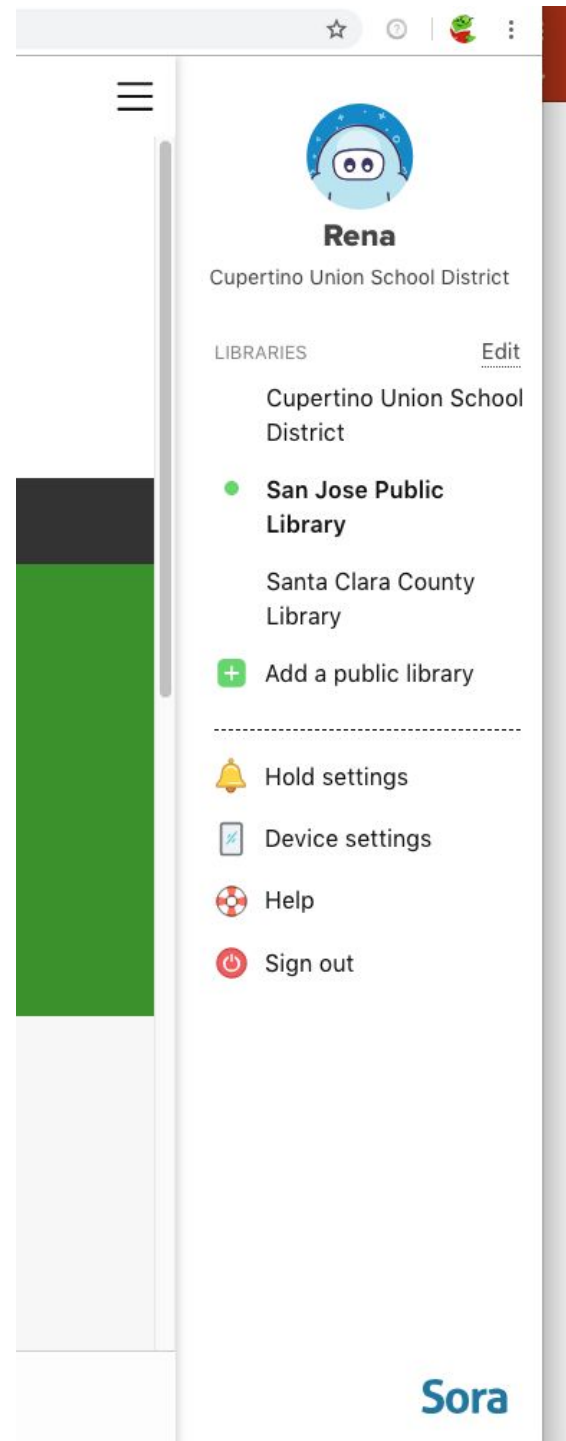
ADDING MORE LIBRARIES

If you have a library card for the Cupertino library, Santa Clara library system, etc, you can add your card information.

Click on the three horizontal bars on the top right of your browser window. It will open up a vertical panel.

You can “Add a public library”, and the e-catalog for that library will appear immediately.

Once you log in with your library card credentials once, Sora will remember you and automagically log you in every time.



SORA EBOOKS FOR MCAULIFFE

(FORMERLY OVERDRIVE)

Apps for your Apple or Android mobile devices can be found at:



Apple iOS store



Google Play Store

Download and install the apps.

Once the apps are downloaded, use the browser directions (above) to guide you, as you locate our school and log in with the appropriate user name and pin. The screens to configure access to the ebooks on the mobile app are identical to the browser.

Check in with the McAuliffe Librarians if you have any questions!

We hope you have fun with your reading adventures!